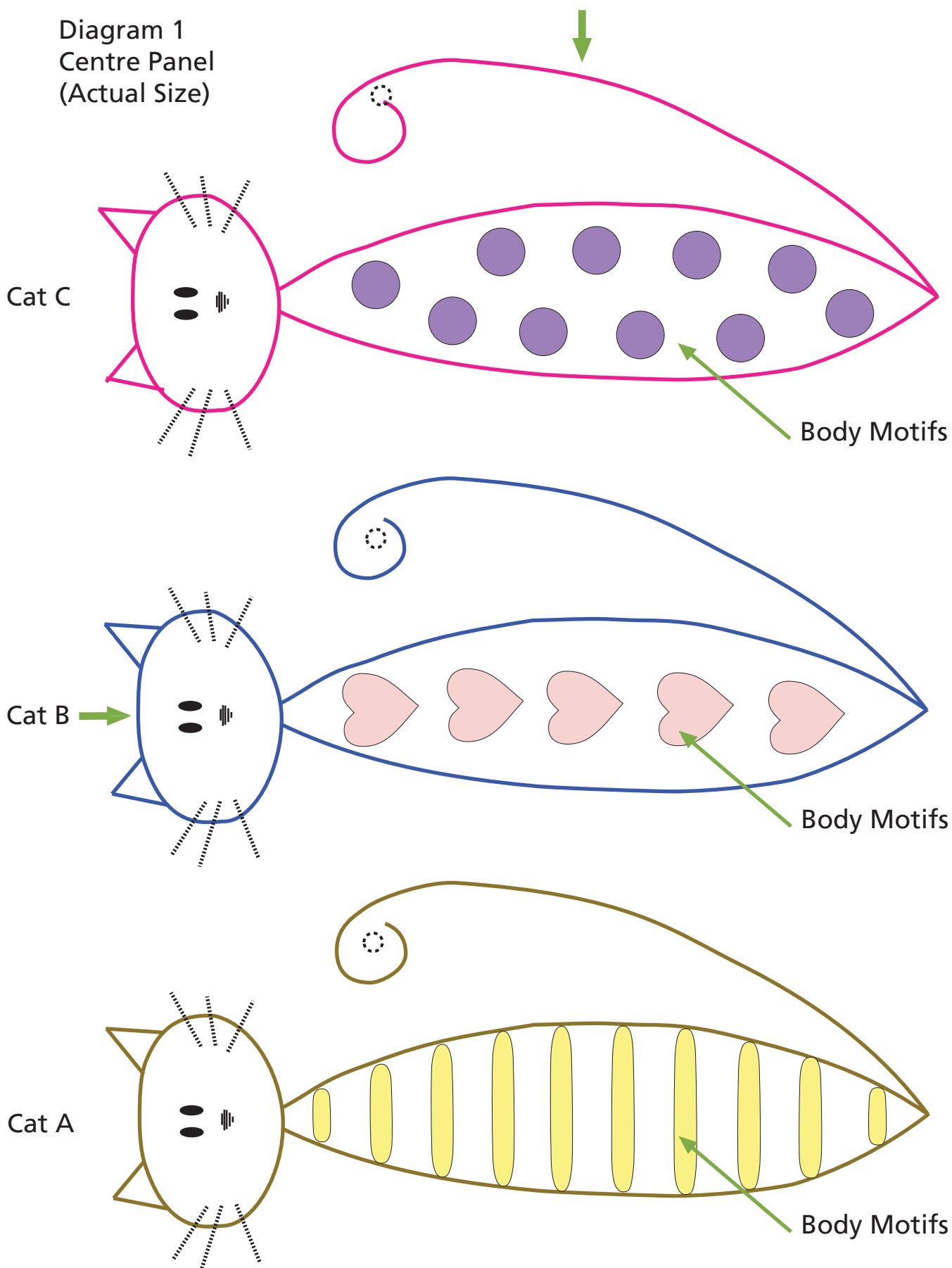


# crafts : patchwork & quilting : calico cats cushion

Designed by Karen Weaver for Coats Crafts UK (page 1 of 3)






Diagram 1  
Centre Panel  
(Actual Size)




# crafts : patchwork & quilting : calico cats cushion

Designed by Karen Weaver for Coats Crafts UK (page 2 of 3)

## key to diagram 1

-  = Whipped Running Stitch using 1325
-  = Whipped Running Stitch using 1315
-  = Whipped Running Stitch using 1304
-  = Whipped Running Stitch using 359
-  = Attach flower brad (or charm or button)

## Applique on Cats



Running Stitch - 1325




French Knots - 1315



Straight Stitch - 1304

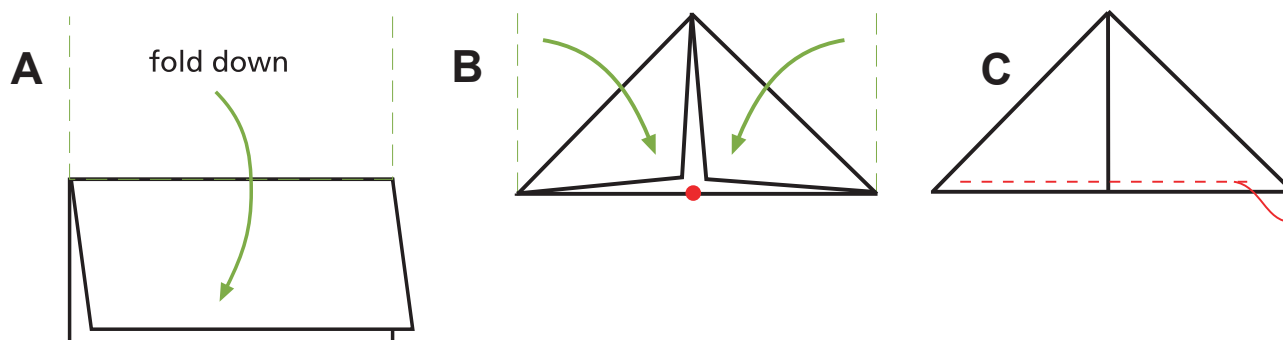
Diagram 2  
Side Panel  
(Actual Size)



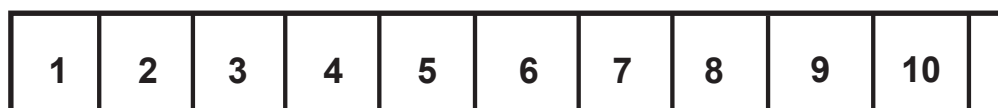
# crafts : patchwork & quilting : calico cats cushion

Designed by Karen Weaver for Coats Crafts UK (page 3 of 3)

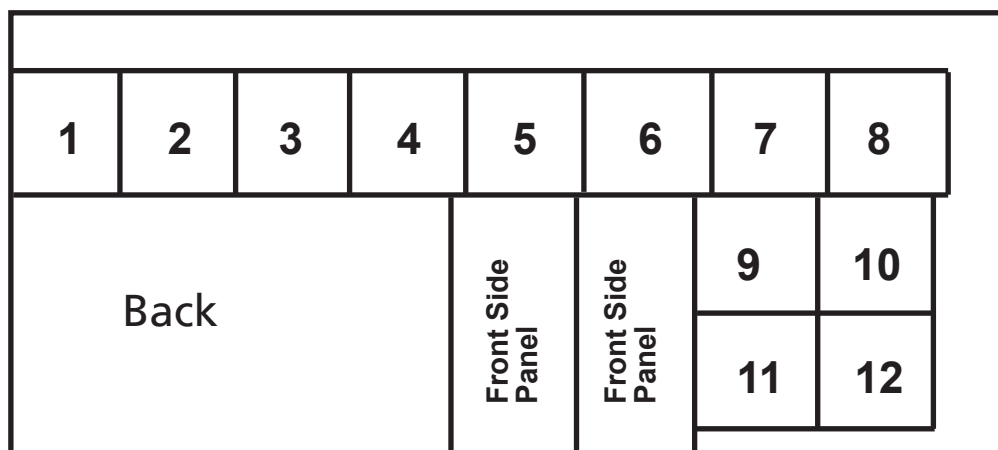
Diagram 3  
Border Triangles



Cutting Diagram for Contrast A



Cutting Diagram for Main fabric



Cutting Diagram for Calico

